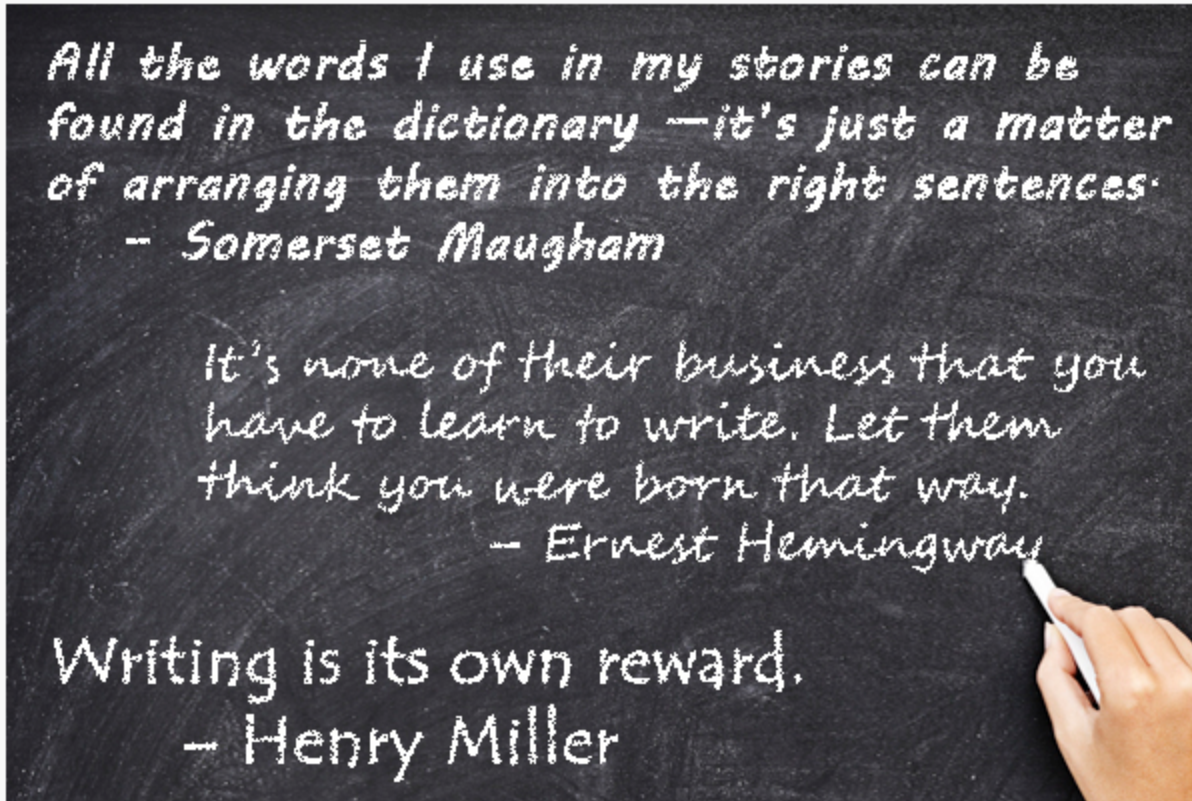




English 11, Part 2



How to Take This Course

Complete all the quizzes and the assignment in each unit. Once the quizzes for a unit are complete, you will have access to the unit test. We recommend you complete the unit's assignment before you attempt the unit test, the assignment will help you prepare for the test. You will have access to the final exam when all of the unit tests are complete, and the assignments are completed and graded.











Allow 2-3 days for an assignment to be graded. Read the full course instructions to understand [how this course works](#) and is graded.

-  [How This Course Works](#)
-  [Instructions for the Course](#)
-  [Ask The Teacher](#)

Meet your teacher for this course and ask a question.

Unit 1: Personal Narrative

This unit will focus on giving students the tools to improve upon their personal narrative writing skills by studying author's purpose, point of view, and how to make stronger thesis statements. It will also focus on the different parts of speech. The grammar check in this unit will focus on sentence structure and complexity.

-  [1.1 Author's Purpose](#)
 -  [1.1 Quiz - Author's Purpose](#)
-  [1.2 Mark Twain - Huckleberry Finn](#)
 -  [1.2 Quiz - Huckleberry Finn](#)
-  [1.3 Thesis Statements](#)
 -  [1.3 Quiz - Thesis Statements](#)
-  [1.4 Parts of Speech](#)
 -  [1.4 Quiz - Parts of Speech](#)
-  [1.5 Points of View](#)
 -  [1.5 Quiz - Points-of-View](#)

1.6 Grammar Check-Sentence Structure/Complexity

1.6 Quiz - Grammar Check-Sentence Structure/Complexity

Unit 1 Assignment: Personal Narrative Essay

Unit 2: The Analytical Essay

This unit will focus on giving students the tools to improve their writing of analytical essays by studying about making inferences and using textual evidence. It will also show students the differences between figurative and connotative meanings and how to vary syntax. The students will be completing an analysis of the novel assigned for this unit: *The Great Gatsby*.

2.1 Making Inferences

2.1 Quiz - Making Inferences

2.2 Using Textual Evidence

2.2 Quiz - Using Textual Evidence

2.3 F. Scott Fitzgerald - The Great Gatsby

2.3 Quiz - The Great Gatsby

2.4 Figurative and Connotative Meanings

2.4 Quiz - Figurative and Connotative Meanings

2.5 Varying Syntax

2.5 Quiz - Varying Syntax

Unit 2 Assignment: Analysis of the Great Gatsby

Unit 3: The Purpose of Journaling

This unit will focus on how journaling can make students better writers and connect it to personal narrative writing. It will also focus on theme and nuances in words to improve their reading and writing skills. The students will be completing a journaling project in response to the novel *To Kill a Mockingbird*.

3.1 Theme

3.1 Quiz - Theme

3.2 Journaling

3.2 Quiz - Journaling

3.3 Harper Lee - To Kill a Mocking Bird

3.3 Quiz - To Kill a Mocking Bird

3.4 Nuances in Words

3.4 Quiz - Nuances in Words

Unit 3 Assignment: To Kill a Mockingbird – Journaling Project

Unit 4: Using Literary Devices and Sequencing

This unit focuses on the ten common literary devices with an overview of all literary devices. It also goes over clarifying complex ideas and sequencing of events. Then the students will learn about referencing and citations.


4.1 Clarifying Complex Ideas

4.1 Quiz - Clarifying Complex Ideas


4.2 Literary Devices

4.2 Quiz - Literary Devices

4.3 Sequencing of Events

 4.3 Quiz - Sequencing of Events

 4.4 Joseph Heller - Catch 22

 4.4 Quiz - Catch 22


 4.5 References and Citations


 4.5 Quiz - References and Citations


 Unit 4 Assignment: Comic Strip


Unit 5: The Persuasive Essay


This unit will focus on giving students the tools to improve upon their persuasive writing skills. It will show them how to cite sources, different rhetorical strategies, and improve upon their body paragraph writing structure. Combining clauses and phrases vs. clauses are also topics that will be covered.

 5.1 Citing Sources

 5.1 Quiz - Citing Sources


 5.2 Rhetorical Strategies


 5.2 Quiz - Rhetorical Strategies

 5.3 Brown v The Board of Education


 5.3 Quiz - Brown v The Board of Education

 5.4 Body Paragraph Structure


 5.4 Quiz - Body Paragraph Structure


 5.5 Letter From Birmingham Jail

 5.5 Quiz - Letter From Birmingham Jail

 5.6 Combining Clauses

 5.6 Quiz - Combining Clauses

 5.7 Phrases vs. Clauses

 5.7 Quiz - Phrases vs. Clauses

 Unit 5 Assignment: Civil Rights Essay


Final Exam

Once you have completed all of the unit tests **and** all of your assignments have been graded, the final exam will become visible.

Warning: You have only ONE attempt at the final. You must score 60% or higher in the final to receive credit for the course!

Are you ready to take the final? We highly recommend you take the [practice final](#) first and if you are weak in any area, review the relevant course material again. You have unlimited attempts at the [practice final](#); it will help you to prepare.

Good Luck!!

 Practice Final


Course Completion

The "Certificate" and "Transcript Request" links below are not active, they cannot be accessed until you have achieved at least 60% on both the final and for the course total. Upon satisfying these two requirements, the links will become active and you can use them.

Before you go, we would appreciate your opinion on the course, please take 1 minute to complete the feedback form. We hope you enjoyed this course!

 Course Feedback

Thank you for taking this course! Let us know what you think about it.

 Request a Course Completion Record

If you need SVHS to send proof of your course completion directly to your school, complete this form.

Restricted Not available unless.

- You achieve a required score in **Course total**
- You achieve a required score in **Final Exam**