

English 10, Part 2



How to Take This Course

Complete all the quizzes and the assignment in each unit. Once the quizzes for a unit are complete, you will have access to the unit test. We recommend you complete the unit's assignment before you attempt the unit test, the assignment will help you prepare for the test. You will have access to the final exam when all of the unit tests are complete, and the assignments are completed and graded.

Allow 2-3 days for an assignment to be graded. Read the full course instructions to understand [how this course works](#) and is graded.

- How This Course Works
- Instructions for the Course
- Ask The Teacher

Meet your teacher for this course and ask a question.

Unit 1. Genres and Type of Literature

This unit will focus on the various types of genres, what they are, and their literary qualities. It will look closely at Science Fiction and how that genre affects authors choices in how they bend, break, and reimagine the fabric of time as well as the structure of literature.

- 1.1 Defining a Genre
 - 1.1 Quiz

- 1.2 Text Structures
 - 1.2 Quiz

- 1.3 Diving Deeper in Science Fiction
 - 1.3 Quiz

- 1.4 Ray Bradbury- Fahrenheit 451
 - 1.4 Quiz

- 1.5 How to Write a Narrative
 - 1.5 Quiz

1.6 Grammar Review - Run On Sentences & Comma Splices

1.6 Quiz

Unit 1 Assignment - "Fahrenheit 451"

Unit 2. Summaries and Citations

This unit will focus on writing summaries, how to use quotations, and paraphrasing. It will continue to build on and develop critical thinking skills while teaching the differences between summarizing non-fiction and fictional texts.

2.1 Introduction to Summary Writing

2.1 Quiz

2.2 Summarizing, Quoting, Paraphrasing

2.2 Quiz

2.3 In-Text Citations

2.3 Quiz

2.4 Summarizing Skills - Non-Fiction

2.4 Quiz

2.5 Grammar Review - Sentence Fragments

2.5 Quiz

2.6 Alexandre Dumas - The Count of Monte Cristo

2.6 Quiz

Unit 2 Assignment - Comic Strip

Unit 3. Rhetoric

This unit will focus on rhetorical and persuasive writing. It will go into analysis, evidence, organization and writing style of both types of writing so that you will be able to produce quality rhetorical and persuasive essays.

3.1 What is Rhetoric

3.1 Quiz

3.2 How to Write a Rhetorical Analysis Essay

3.2 Quiz

3.3 How to Write a Persuasive Essay

3.3 Quiz

3.4 George Orwell - Shooting an Elephant

3.4 Quiz

3.5 Grammar Review - Simple Sentences













3.5 Quiz

Unit 3 Assignment - Movie Review Essay

Unit 4. Logic and Argument














This unit will focus on logical arguments, fallacies, and satire. It will build upon prior lessons and enhance reading comprehension and critical thinking skills to create an understanding of how to write a quality satirical essay.

4.1 Understanding Logical Arguments

 4.1 Quiz	<input type="checkbox"/>
 4.2 Philosophical Reasoning	<input type="checkbox"/>
 4.2 Quiz	<input type="checkbox"/>
 4.3 Introduction to Logical Fallacies	<input type="checkbox"/>
 4.3 Quiz	<input type="checkbox"/>
 4.4 Common Logical Fallacies	<input type="checkbox"/>
 4.4 Quiz	<input type="checkbox"/>
 4.5 Grammar Review - Compound Sentences	<input type="checkbox"/>
 4.5 Quiz	<input type="checkbox"/>
 4.6 Jonathan Swift - A Modest Proposal	<input type="checkbox"/>
 4.6 Quiz	<input type="checkbox"/>
 Unit 4 Assignment: Satirical Essay	<input type="checkbox"/>

Unit 5. Drama Characterization

This unit will focus on drama. It will look more deeply into characterization, what it is, and its importance within a drama. The four methods of characterization and the different types of characters will also be studied in this unit in order to further enhance learning and understanding of characterization.

 5.1 Characterization	<input type="checkbox"/>
 5.1 Quiz	<input type="checkbox"/>
 5.2 Types of Characters	<input type="checkbox"/>
 5.2 Quiz	<input type="checkbox"/>
 5.3 Complex Characters	<input type="checkbox"/>
 5.3 Quiz	<input type="checkbox"/>
 5.4 Shakespeare - Julius Caesar	<input type="checkbox"/>
 5.4 Quiz	<input type="checkbox"/>
 5.5 Character Analysis	<input type="checkbox"/>
 5.5 Quiz	<input type="checkbox"/>
 5.6 Grammar Review - Complex Sentences	<input type="checkbox"/>
 5.6 Quiz	<input type="checkbox"/>
 Unit 5 Assignment - Character Analysis Essay	<input type="checkbox"/>


Final Exam

Once you have completed all of the unit tests **and** all of your assignments have been graded, the final exam will become visible.

Warning: You have only ONE attempt at the final. You must score 60% or higher in the final to receive credit for the course!

Are you ready to take the final? We highly recommend you take the [practice final](#) first and if you are weak in any area, review the relevant course material again. You have unlimited attempts at the [practice final](#); it will help you to prepare.


Good Luck!!

 Practice Final	<input type="checkbox"/>
---	--------------------------


Course Completion

The "Certificate" and "Transcript Request" links below are not active, they cannot be accessed until you have achieved at least 60% on both the final and for the course total. Upon satisfying these two requirements, the links will become active and you can use them.

Before you go, we would appreciate your opinion on the course, please take 1 minute to complete the feedback form. We hope you enjoyed this course!

 Course Feedback

Thank you for taking this course! Let us know what you think about it.

 Request a Course Completion Record

If you need SVHS to send proof of your course completion directly to your school complete this form.

Restricted Not available unless:

- You achieve a required score in **Course total**
- You achieve a required score in **Final Exam**