

English 9, Part 2



How To Take This Course

Complete all the quizzes and the assignment in each unit. Once the quizzes for a unit are complete, you will have access to the unit test. We recommend you complete the unit's assignment before you attempt the unit test, the assignment will help you prepare for the test. You will have access to the final exam when all of the unit tests are complete, and the assignments are completed and graded.

Allow 2-3 days for an assignment to be graded. Read the full course instructions to understand [how this course works and is graded](#).

- [How This Course Works](#)
- [How to Take This Course](#)
- [Ask The Teacher](#)

Meet your teacher for this course and ask a question.

Unit 1: Analyzing Literature

This unit will focus on approaching literature in a strategic way rather than simply reading in a passive manner. It will also show you strategies to analyzing literature, the structure of the five-paragraph essay, and how to determine the audience for any piece of writing and how that affects the goals of the writer.

- [1.1 How to Approach Literature - Literature Analysis Checklist and SOAPStone Strategy](#)
 - 1.1 Quiz

- [1.2 Analyzing the Audience in Literature](#)
 - 1.2 Quiz

- [1.3 Martin Luther King Jr.-"I Have a Dream" Speech](#)
 - 1.3 Quiz

- [1.4 Writing a Literary Analysis Paper](#)
 - 1.4 Quiz

- [1.5 William Golding - "The Lord of the Flies"](#)
 - 1.5 Quiz

 1.6 The 5 Paragraph Essay

 1.6 Quiz

 Unit 1 Assignment - Literary Analysis Essay




Unit 2: Planning, Writing, and Editing


This unit will focus on how to plan, write, and edit, ensuring a tidy and well-constructed essay. It will explain to you the importance of planning and editing in the overall process and be able to determine how much effort to put into each phase, as well as understand the 40-20-40 approach to writing.

 2.1 The 40-20-40 Approach

 2.1 Quiz

 2.2 Structuring a Strong Paragraph

 2.2 Quiz

 2.3 How to Revise

 2.3 Quiz

 Unit 2 Assignment - Plan, Revise and Edit




Unit 3: Informative Writing

This unit will focus on the elements of informational writing, including speeches and letters of complaint. It will also explain how to annotate non-fiction articles, to be able to understand them as well as to be able to write research papers from their content.

 3.1 Elements of Informational Writing


 3.1 Quiz

 3.2 Informative Speeches

 3.2 Quiz

 3.3 Bill Gates - 2014 Commencement Address at Stanford University

 3.3 Quiz


 3.4 How to Annotate a Text


 3.4 Quiz

 3.5 Carl Zimmer - "A Single Migration From Africa Populated the World, Studies Find "

 3.5 Quiz

 3.6 The Letter of Complaint

 3.6 Quiz

 Unit 3 Assignment - Write a Speech



Unit 4: Narrative Writing

This unit will focus on what the concept of narrative writing involves and its strengths and weaknesses. It will also explain the value inherent in journaling and how to construct a brief biography for jobs, college applications, etc.

 4.1 Narrative Journalism

 4.1 Quiz

 4.2 Elements of Narrative Writing

 4.2 Quiz


 4.3 Journaling

 4.3 Quiz



 4.4 Writing a Brief Biography

 4.4 Quiz

 4.5 Jon Krakauer - "Into Thin Air"

 4.5 Quiz

 Unit 4 Assignment - Write a Story




Unit 5: Examining Different Forms of Literature

This unit will focus on examining the different forms of literature and will explain the idea of transforming source material. It will also introduce Ekphrasis, with the other types of literature.


 Reading Assignment - Select a Book to Read

 5.1 Transforming Source Material

 5.1 Quiz

 5.2 Writing About Art: Ekphrasis

 5.2 Quiz

 5.3 Literature Genres

 5.3 Quiz

 Unit 5 Assignment - Book Review Presentation




Final Exam

Once you have completed all of the unit tests **and** all of your assignments have been graded, the final exam will become visible.

Warning: You have only ONE attempt at the final. You must score 60% or higher in the final to receive credit for the course!

Are you ready to take the final? We highly recommend you take the [practice final](#) first and if you are weak in any area, review the relevant course material again. You have unlimited attempts at the [practice final](#); it will help you to prepare.

Good Luck!!

 Practice Final

Course Completion

The "Certificate" and "Transcript Request" links below are not active, they cannot be accessed until you have achieved at least 60% on both the final and for the course total. Upon satisfying these two requirements, the links will become active and you can use them.

Before you go, we would appreciate your opinion on the course, please take 1 minute to complete the feedback form. We hope you enjoyed this course!

 [Course Feedback](#)

Thank you for taking this course! Let us know what you think about it.

 [Request a Course Completion Record](#)

If you need SVHS to send proof of your course completion directly to your school complete this form.

Restricted Not available unless:

- You achieve a required score in **Course total**
- You achieve a required score in **Final Exam**